



AS U242 extruded EPDM elastomeric seal is favorable for horizontal applications and can resist from vehicle to heavy vehicle traffic depending on the installation method preferred. Seals absorb expansion movements up to 65 mm and meet longitudinal, lateral shear and vertical displacements. Thanks to the elastomeric high quality rubber & special design which lets AS U242 to be easily installed on non-linear gaps, bends & gradients and gains the profile a long life-time and resistance to oils, fuels, road salt, U.V. radiation, ozone and other chemicals. Due to closed cell design, proper installed profiles also serve as a watertight joint system. Can easily be bonded to concrete deck by means of epoxy or lubricant adhesives.

- Application Areas** : Indoor & Outdoor / Floor
- Ideal for** : Parking Areas, Bridges, Industrial Floors, Under Speed Bumpers etc.
- Material** : EPDM Rubber
- Optional Supplies** : Fire Barrier

AS U242 compression seals satisfy ASTM and ISO standards and each production lot is tested in factory's laboratory after the production is completed.



* Visuals are representative and the profile configuration may differ depending on the characteristics requested.

SEAL COLOR

BLACK

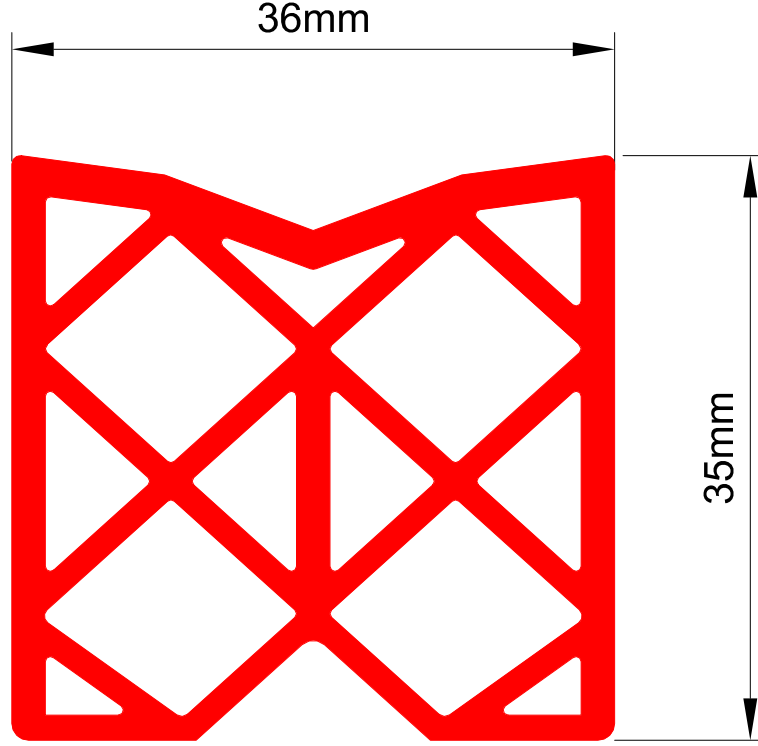
LOCATION	MODEL	PROFILE DIMENSIONS			MINIMUM DIMENSIONS FOR INSTALLATION(mm)		OPERATING RANGE AFTER INSTALLATION(mm)		TOTAL MOVEMENT ABILITY (mm)	LOAD CAPACITY	MINIMUM ORDER QUANTITY (mt)
		WIDTH (W) (mm)	HEIGHT (H) (mm)	LENGTH (L) (m)	WIDTH (W ₁)	HEIGHT (H ₁)	MIN	MAX			
Floor To Floor	AS U242 36-35	36	35	30	21	45	18	30	12	*	500
	AS U242 46-37	46	37	30	25	50	20	40	20	*	300
	AS U242 56-55	56	55	20	36	65	27	49	22	*	300
	AS U242 68-70	68	70	20	45	85	30	60	30	*	200
	AS U242 80-87	80	87	20	55	100	35	70	35	*	250
	AS U242 107-90	107	90	12	70	110	50	95	45	*	100
	AS U242 135-100	135	100	12	90	130	55	120	65	*	100

* Load capacity varies depending on the installation method preferred

Note: Please ask for different size

Minimum order quantity will be applied if the inquired quantity is not available in stock





AS U242 36-35

Profil No Profile Number	AS U242 36-35
Profil Boyutları Profile Dimensions	Width:36 mm, Height:35 mm,Maximum Length:30 m
Montaj İçin Gerekli Minimum Dilatasyon Boyutları Minumum Dimensions For Installation	Width:21mm , Height:45mm
Montaj Sonrası Çalışma Aralığı Operating Range After Installation	18mm (min) , 30mm (max)
Toplam Hareket Kabiliyeti Total Movement Ability	12 mm
Renk Color	Siyah Black
Malzeme Material	EPDM Kauçuk EPDM Rubber
Taşıma Kapasitesi Load Bearing Capacity	